



CLS420

Column speaker 4 x 3"

Highlights:

- Multi-tapping 100V line transformer
- Multi-functional wall bracket allowing swiveling and down-tilting
- 4 x 3" high-quality broadband speakers

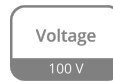
The CLS series are standard powerful column speakers with a slim design, perfectly suitable for a wide variation of indoor applications where audibility of music and speech is very important. The CLS420 features a speaker unit consisting of 4 x 3" drivers, capable of producing a power up to 20 Watt RMS. The advanced technology gives the effect of listening to a single sound source, with the same dimensions of the total speaker unit. This guarantees a wide sound dispersion and improved speech intelligibility in acoustically difficult venues. Some typical applications of column speakers are houses of worship, auditoria, sports facilities, conference facilities, meeting rooms, public buildings, educational facilities, ... It is fitted with a 100V line transformer with power taps for 20 Watt and 10 Watt. The speaker housing is made of sturdy aluminum coated in a white color, offering a timeless design which will be appreciated in any interior. For the mounting of the CLS420, a special bracket is included which makes it possible to focus the speaker in any desired direction.

Applications:

- Education
- Public facilities
- Corporate spaces
- Houses of worship



Voltage:



System specifications:

Speaker type		Column speaker
Max. Power		40 W
RMS Power		20 W
Line Transformer Tappings	1	20 W / 500 Ω
	2	10 W / 1000 Ω
Frequency	Response (\pm 3 dB)	170 Hz - 15 kHz
Sound Pressure (Max. W/1m)		91 dB
Dispersion	Horizontal	115°
	Vertical	30° off axis
Connection		Screw terminal
Drivers		4 x 3"

Product Features:


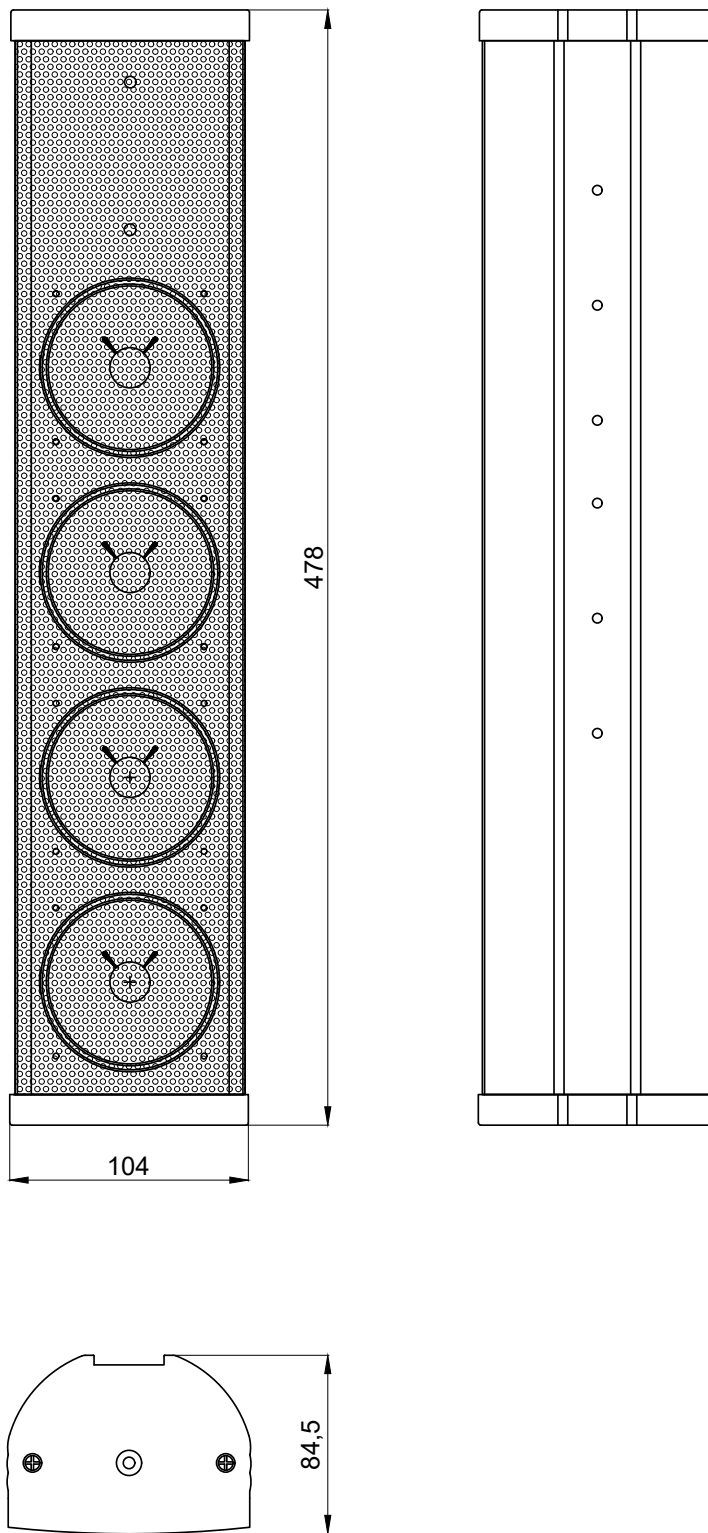
Dimensions		104 x 478 x 86 mm (W x H x D)
Weight		2.100 kg
Operating temperature		-20 °C ~ 60 °C
Construction		Aluminium
Front finish		Aluminium grill
Mounting & handling		Mounting wall bracket
Colours		White (RAL9001) (CLS420/W)
Accessories	Included	Wall mounting bracket

Architects' and Engineers' Specifications:

The loudspeaker must be a surface-mount column type, consisting of 4 x 3" drivers that are built in an aluminum enclosure with a finely perforated aluminum front grill and fitted with a line transformer. Mounting of the speaker shall be possible in vertical position using a supplied mounting bracket, allowing swiveling to both sides and down-tilting for perfect directional placement.

It must have an RMS power handling of 20 Watt with a maximum power handling of 40 Watt and the frequency response (\pm 3 dB) must range from 170 Hz to 15 kHz. The sensitivity must be 91 dB when measuring with an input signal of 1 Watt at a distance of 1 meter, while the maximum continuous sound pressure level must reach 104 dB. The loudspeaker must be fitted with a line transformer for use in 100 Volt constant voltage audio systems with multiple tapings for 20 Watt and 10 Watt which are selectable through multi-tapping screw terminal connections.

The loudspeaker enclosure must be 478 mm high, 104 mm wide and 84,5 mm deep. Its weight must not exceed 2.1 kg. The loudspeaker's color must be RAL9010.





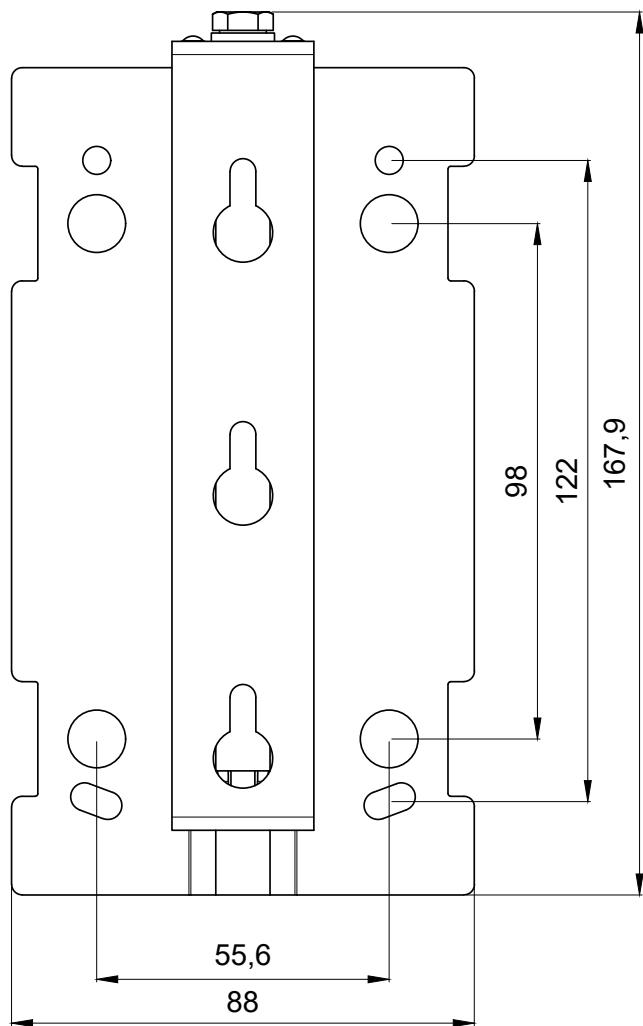
CLS420

Product description:
COLUMN SPEAKER 100V 20W

Weight:
2,1 kg

Outer dimensions:
(w x h x d)
104 x 478 x 84,5

Unit height:
N/A



CLS420

Product description:
COLUMN SPEAKER 100V 20W

Weight:
2,1 kg

Outer dimensions:
(w x h x d)
104 x 478 x 84,5

Unit height:
N/A